

This catalogue holds a selection of our
current lighting.

All Rose Uniacke Lighting is sold individually
and is available with CE (UK) wiring or
US wiring. US wired wall and ceiling lights are
all UL certified.

Please click on the pictures to be directed
to the products on each page or go to
www.roseuniacke.com for more details.

ROSE UNIACKE LIGHTING

Rose Uniacke is an architectural and interior designer, antique dealer and furniture designer who has garnered a world-class reputation for her signature aesthetic that is unrivalled in its quiet simplicity, sensitivity, and sophistication. Rose originally trained as a furniture restorer, gilder and specialist in paint and lacquer before becoming an antique dealer. She has since become one of the most respected interior designers in the UK and runs a gallery in Pimlico where she sells antiques, as well as her own pieces.

The 2010 launch of Rose Uniacke Editions was an organic evolution. While designing her home, Rose was often unable to source the specific furniture and lighting she had in mind, so she began to sketch and commission these items for her own use. When clients asked for similar pieces, it was a natural progression for her to produce them. Elegant, functional and distinctive; Rose Uniacke Lighting is beautifully and thoughtfully designed and made by the finest contemporary craftsmen. This ever-growing range of decorative ambient lighting is built to last; the antiques of the future, to be used for generations to come.

Please get in touch with our team for further
information on our lighting collection:

mail@roseuniacke.com

T +44 (0)20 7730 7050

PLASTER CONE HANGING LIGHT

Each pendant is entirely handmade in a British craft workshop. They are made from a mixture of fibre glass powder and plaster, which is then laminated into a mould, left to dry, and trimmed. Lastly, wet plaster is applied by hand, creating an outer featured texture, which is then finished in a snow white water based paint. An aluminium wheel is attached to the top of the shade to allow for the electrical assembly. The hanging chain is dark bronze. Available in three sizes:

Small

W32cm × H35cm | W12¾in × H14in

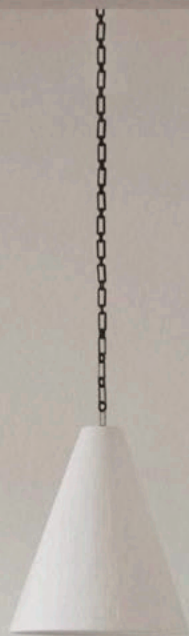

Medium

H49.5cm × D41cm | H19½in × D16¼in

Large

H65cm × D55cm (5.5kg) | H25¾in × D21¾in





GILDED PLASTER CONE HANGING LIGHT

These are handmade using the same process as the Plaster Cone Hanging Light, however when the production process is complete, the interior of the cone is coated in hand-applied 22 carat gold leaf. The gold leaf is applied using traditional methods of a British antique restoration company. The hanging chain is antique brass (not gilded).

Available in three sizes:

Small

W32cm × H35cm | W12¾in × H14in

Medium

H49.5cm × D41cm | H19½in × D16¼in

Large

H65cm × D55cm (5.5kg) | H25¾in × D21¾in



FLUTE PENDANT

Inspired by the decorative style of the 19th-century Viennese Secession Movement, the Flute pendant is made from pleated brass sheet. The highly polished surface is unlacquered, so will develop a natural patina over time.

They are made from a combination of hand folded sheet and cast brass.

H25cm x D9cm | H9½in x D3½in



CUT LANTERN

Hand-blown lead crystal shade with hand-cut 'matt batuto' (meaning beaten) surface decoration. Every lantern is unique, each with minor variations in the glass. Available in two sizes and two finishes: brass and dark bronze.

Small

H39cm × D25cm | H15½in × D10in

Large

H51cm × D31cm | H20in × D12¼in



BUBBLE LANTERN

The Bubble Lantern is made from traditional mouth blown, clear soda lime silica glass. During the blowing process, while the glass is molten, the outer surface is pierced using a mould, to create the small air bubbles. Each lantern is unique, each with minor variations in the glass. The Large size is the largest size possible for mouth blown glass. Available in two sizes and four finishes: nickel, silver plate, solid brass, dark bronze.

Small

H38cm × D25cm (5kg) | H15in × D10in

Large

H50cm × D30cm (10kg) | H19¾in × D12in





CLEAR LANTERN

The Clear Lantern is made from traditional mouth blown, clear soda lime silica glass. Each lantern is unique, each with minor variations in the glass. The Large size is the largest size possible for mouth blown glass. Available in two sizes and four finishes: nickel, silver plate, solid brass, dark bronze.

Small

H38cm × D25cm (5kg) | H15in × D10in

Large

H50cm × D30cm (10kg) | H19¾in × D12in



FROSTED LANTERN

The frosted Lantern is made from traditional mouth blown, clear soda lime silica glass with a frosted sand-blasted interior.

Each lantern is unique, with minor variations in the glass.

The Large size is the largest size possible for mouth blown glass.

Available in two sizes and four finishes: nickel, silver plate, solid brass, dark bronze.

Small

H42cm × D19cm | H16¾in × D7½in

Large

H50cm × D30cm | H19¾in × D12in



CITRINE GLASS LANTERN

The Citrine Glass Lantern is made from pale lemon/citrine cut-glass with a ribbed texture. 1m length of chain included. Dark bronze metal finish.

H39cm × W24cm × D18cm | H15½in × W9½in × D7¼in



HONEYCOMB GLASS LANTERN

The Honeycomb Glass Lantern is made from grey blue cut-glass resembling a honeycomb pattern. Every lantern is unique- each with minor variations from the chiselled cutting technique. 1m length of chain included.
Dark bronze metal finish.

H39cm x W24cm x D18cm | H15½in x W9½in x D7¼in



LEADED LANTERN

The Leaded Lantern is made in Birmingham, the home of British stained glass and metal work. The lead construction is based on the traditional design of Victorian terrariums. The multi-faceted shade hangs from three dark bronze chains supported by a ceiling rose. Central to this is a single dark bronze egg shaped lamp holder. The glass shade comprises of four types of traditional cut glass, which is why they appear slightly different and cast unique light washes.

Small

W30cm × H25cm (2.5kg) | W12in × H10in

Medium

W45cm × H40cm | W17¾in × H16in

Large

W50cm × H45cm | W19¾in × H17¾in



SINGLE PENDANT

Originally designed as the internal component of the Leaded Lantern, the pendant also serves perfectly as a stand-alone decorative light. The lamp holder has been machined from solid brass and has an ornate mid-cable barrel weight. Available in two finishes: brass and dark bronze.

H7.5cm × D6cm (1kg) | H3in × D2½in (2.2lb)



‘HALO’ LIGHT BULB

Our light emitting diode is sculpturally unique by way of a glowing copper filament ring (halo) surrounded by a traditional clear glass globe. This lamp uses 80% less energy and lasts 10 times longer than a standard incandescent bulb. The lifespan is approximately 15,000 hours. E27 Edison-screw, CE (UK) only. Dimmable LED.

Available in two sizes:

Medium

H12cm × D8.5cm | H4½in × D3½in

Large

H14cm × D12.5cm | H5½in × D5in



SPOTLIGHT

They are hand spun brass, and left un-lacquered allowing their colour to age over time. Available in black, green, red, polished brass and brushed brass. The US version does not have a switch.

W8.5cm × H20cm × D9cm | W3½in × H8in × D3¾in





GOOSENECK WALL LAMP

The Gooseneck Wall Light is a flexible reading or spot light. Machined from solid brass, this lamp is available in brushed brass, dark bronze and painted red. Operated via a mains switch.

W9cm × H18cm × D29cm | W3½in × H7in × D11½in



CAST WALL LIGHTS

The up-lighting shade is made from hand spun brass, and the wall arm is sand cast in brass. To achieve the black colour the brass is patinated. The interior of the shade is painted in off white, which illuminates the light well.

W23cm × H25.5cm × D29.5cm | W9in × H10in × D11½in



RIGHT ANGLE WALL LIGHT

The storm shade is mouth blown glass and held in place by a decorative arm. The light is made from components of sand cast brass and machined brass, which is then hand coated in various plated finishes: brass, dark bronze, distressed silver, polished nickel. Available in two sizes:

Small

W10cm × H32.2cm × D14.4cm | W4in × H12¾in × D5¾in

Large

W11.5cm × H42cm × D26cm | W4¾in × H16¾in × D10¾in





CURVED WALL LIGHT

The storm shade is mouth blown glass and held in place by a decorative arm. The light is made from components of sand cast brass and machined brass, which is then hand coated in four plated finishes: brass, dark bronze, distressed silver, polished nickel. Available in two sizes:

Small

W9cm × H27.3cm × D17cm | W4½in × H10¾in × D6¾in

Large

W11.5cm × H38cm × D30cm | W4¾in × H15in × D12in





DOUBLE ARM CURVED WALL LIGHT

The storm shade is mouth blown glass and held in place by a decorative arm. The light is made from components of sand cast brass and machined brass, which is then hand coated in various plated finishes: brass, dark bronze, distressed silver, polished nickel.

W29cm × H39cm × D30cm | W11½in × H15½in × D12in



PLASTER CONE WALL LIGHT

A minimalist, hand-finished plaster cone wall light mounted upon a selection of four different metal arms and cover plates. Each shade is handmade in the UK in a craft workshop.

They are made from a mixture of fibre glass powder and plaster, which is then laminated into a mould, left to dry, and trimmed. Lastly wet plaster is applied by hand, creating an outer featured texture, which is then finished in a snow white water based paint. Available in two sizes and four finishes: dark bronze, nickel, antique brass, antique silver.

Small

W15cm × H27.5cm × D17cm | W6in × H10¾in × D6¾in

Standard

W23cm × H25.5cm × D29.5cm | W9in × H10in × D11½in



GILDED PLASTER CONE WALL LIGHT

A minimalist, hand-finished internally gilded plaster cone wall light mounted upon a dark bronze arm with a clean dark bronze cover plate. Each shade is entirely handmade in the UK in a craft workshop. Made from a mixture of fibre glass powder and plaster, which is then laminated into a mould, then left to dry, and trimmed. Lastly wet plaster is applied by hand, creating an outer featured texture, which is then finished in a snow white water based paint

When the above production process is complete the interior of the cone is coated in hand-applied 23.5 carat gold leaf. The gold leaf is applied using traditional methods of a British antique restoration company. Available in two sizes:

Small

W14cm × H20cm × D11cm | W5½in × H7¾in × D4¼in

Large

W15cm × H26.5cm × D17cm | W6in × H10½in × D6¾in





ROTATING WALL LIGHT

A homage to French designer Louis Sognot. Practical and elegant, a directional light for a desk or bedside. The light has a parchment shade, and is available in four finishes with leather wrapped arm or unwrapped arm. The light is supplied with a 2m cable drop and plug. It can be mounted and simply plugged into the wall, or integrated with the mains by a certified electrician. Available in silver plate, brass patina, dark bronze, polished nickel.

H64cm × D86.5cm | H25¼in × D34in



SCALLOP SHELL UPLIGHTER

After a George IV example, the Scallop Shell Uplighter was originally made as a wall sconce and was later developed into a wall light. Cast in the form of a scallop, supported by acanthus leaves, it is made using traditional plaster casting methods, at a British craft workshop. Available in stonewash and painted in snow white matt.

Small

W26cm × H20cm × D22cm | W10¼in × H7¾in × D8¾in

Large

W26cm × H33cm × D28.5cm | W10¼in × H13in × D11¼in





PLASTER SHELL UPLIGHTER

A matt plaster shell wall sconce based on a clam shell, with scalloped top enclosing a bulb. Available in stonewash and painted in snow white matt. Available in two sizes:

Small

W19.5cm × H17cm × D8cm | W7½in × H6¾in × D3¼in

Large

W31cm × H24cm × D12cm | W12¼in × H9½in × D4¾in



HOOF FLOOR LAMP

The Hoof Floor Lamp is blacksmith made from sand cast iron. The Hoof range is inspired by the 1920's French iron workers. The cast iron is patinated to achieve a blackened bronze finish. Shade sold separately.

W44.5cm x H158cm x D44.5cm | W17½in x H62¼in x D17½in



HOOF TABLE LAMP

The Hoof Table Lamp is blacksmith made from sand cast iron. The Hoof range is inspired by the 1920's French iron workers. The cast iron is patinated to achieve a blackened bronze finish. Shade sold separately.

W35cm x H72cm | W14in x H28½in





LEATHER TABLE LAMP

Black leather lamps hand stitched with contrasting coloured thread detail. Black braided cable with inline switch. Supplied with a natural parchment shade. Available in two sizes:

Small

H56cm x Dia.41cm | H22in x W16in

Large

H66.5cm x Dia.41cm | H26¼in x W16in



MARBLE CONE LAMP

The Marble Cone Lamp is inspired by the Marble Centre Table by Rose Uniacke, which is where the interesting conical shape derives from. Made from Tuscan Carrara marble, the base is lathed from a solid block of quarried stone. Each lamp sits on a solid bronze base. Shade sold separately.

H64cm × D13.5cm | H25¼in × D5¼in



LIMITED EDITION MARBLE CONE LAMP

Turned in solid Breccia Violetta marble with brass fittings, the Limited Edition Marble Cone Lamp is inspired by the Marble Centre Table by Rose Uniacke, which is where the interesting conical shape derives from. The 'Limited Edition' variations also include Black Irish Kilkenny marble and Swedish Green marble. Shade sold separately.

H64cm × D13.5cm | H25¼in × D5½in



LIMITED EDITION 'ONCE A WEEK' LIMESTONE CONE LAMP

Turned in solid carboniferous limestone, this beautiful limestone is from the Once-a-week Quarry, situated deep within the Peak District National Park. This quarry earned its name in the early part of the last century, as it was the only quarry that paid its workers weekly, when other quarries paid staff fortnightly.

The lamp's form was inspired by the Marble Centre Table by Rose Uniacke, which is where the interesting conical shape derives from. Each lamp then sits on a solid brass base. Shade sold separately.


H46cm x D13.5cm | H18¼in x D5½in



COLLARED LAMP

Made in a similar manner to the curved and right angle wall lights, the Collared Lamp has components made from sand cast brass and machined brass. Available in silver plate, dark bronze, gilt patina. Shade sold separately.

H57cm x D15cm | H22½in x D6in



SPUN LAMP

The Spun lamp is hand crafted using hot cast bronze via the sand-casting process. This creates an organic pitted texture that is then hand-finished and patinated. Available in Bronze and Dark Bronze. Shade sold separately. Available in two sizes:

Small

H39cm x D15cm | H15½ in x D6in

Large

H56cm x D19.5cm | H22in x D¾in



TAPERED DRUM SHADE WITH DIFFUSER

Available in five sizes and five Rose Uniacke fabric finishes:
quill, sandpiper, antique white, seed, chocolate.

Extra Small

H18cm × D30.5cm | H7in × D12in

Small

H25cm × D39cm | H9¾in × D15½in

Medium

H21.8cm × D43cm | H8½in × D17in

Large

H26.8cm × D51cm | H10½in × D20in

Extra Large (only available in quill)

H33cm × D53cm | H13in × D21in





PLASTER TABLE LAMP

A minimalist hand-finished plaster table lamp with an opaque down lighting plaster shade. White braided silk cable and inline cable switch. The inline switch falls 67cm from its base and the overall length of the cable is 142cm. Each base and shade is entirely handmade in a British craft workshop.

They are made from a mixture of fibre glass powder and plaster, which is then laminated into a mould, left to dry, and trimmed. Lastly, wet plaster is applied by hand, creating an outer featured texture, which is then finished in a snow white water based paint.

H57cm × D36cm | H22½in × D14¼in



**'TRILOBE' LAMP
BY ISABELLE SICART**

Contemporary French table lamp. Available in two colours-black or white glazed stoneware. Lead time 18-20 weeks. Each piece is made to order, beautifully crafted by Isabelle in her Parisian workshop, which is reflected in the extended delivery time. E27 bulb recommended for CE (UK) wired lamps. E26 bulb recommended for US wired lamps. Bulb and shade not included.

H43.2cm x W22.9cm | H17in x W9in



'POPPY' LAMP BY ISABELLE SICART

Contemporary French table lamp inspired by poppy blossom pictures taken by German photographer Karl Blossfeldt. Lead time 18-20 weeks. Each piece is made to order, beautifully crafted by Isabelle in her Parisian workshop, which is reflected in the extended delivery time.

E27 bulb recommended for CE (UK) wired lamps.

E26 bulb recommended for US wired lamps.

Bulb and shade not included. Available in two sizes:

Small

H36cm × W18cm | H14¼in × W7in

Large

H41cm × W27cm | H16¼in × W10½in



**'GEORGIA' TABLE LAMP
BY ISABELLE SICART**

Contemporary French plaster white stoneware
uplighter. Lead time 18-20 weeks. Each piece is made to
order, beautifully crafted by Isabelle in her Parisian
workshop, which is reflected in the extended delivery time.
E27 bulb recommended for CE (UK) wired lamps.
E26 bulb recommended for US wired lamps.
Bulb not included.

H43.5cm x D20.5cm | H17in x D8in



WALL MOUNTED LIGHT BY SEITH STEIN

Seth Stein Architects was established in 1990 as a design led practice and has completed a wide range of UK and overseas projects. Precision manufactured in the UK in waxed blackened steel. To be used with E26/40W Pear Squirrel Cage Bulb for US wired lamps. E27/60W Pear Squirrel Cage Bulb for CE (UK) wired lamps. Bulb not included.

Available in two arm sizes:

Small

H15cm × W60cm × D12cm | H6in × W23½in × D4¾in

Large

H60cm × W60cm × D12cm | H23½in × W23½in × D4¾in



SINGLE CEILING MOUNTED PENDANT BY SEITH STEIN

Seth Stein Architects was established in 1990 as a design led practice and has completed a wide range of UK and overseas projects. Precision manufactured in the UK in waxed blackened steel. To be used with E26/40W Pear Squirrel Cage Bulb for US wired lamps. E27/60W Pear Squirrel Cage Bulb for CE (UK) wired lamps. Bulb not included.

Available in two arm sizes:

Small

H41.5cm × D12cm | H16³/₄in × D4³/₄in

Large

H86.5cm × D12cm | H34in × D4³/₄in



3 ARM CEILING MOUNTED LIGHT BY SEITH STEIN

Seth Stein Architects was established in 1990 as a design led practice and has completed a wide range of UK and overseas projects. Precision manufactured in the UK in waxed blackened steel. To be used with E26/40W Pear Squirrel Cage Bulb for US wired lamps. E27/60W Pear Squirrel Cage Bulb for CE (UK) wired lamps. Bulb not included.

Available in two arm sizes:

Small

H45cm x D12cm | H17¾in x D4¾in

Large

H91.5cm x D12cm | H36in x D4¾in



5 ARM CEILING MOUNTED LIGHT BY SEITH STEIN

Seth Stein Architects was established in 1990 as a design led practice and has completed a wide range of UK and overseas projects. Precision manufactured in the UK in waxed blackened steel. To be used with E26/40W Pear Squirrel Cage Bulb for US wired lamps. E27/60W Pear Squirrel Cage Bulb for CE (UK) wired lamps. Bulb not included.

H60.5cm × W103cm × D74cm | H23¾in × W40½in × D4¾in



Rose Uniacke
76-84 Pimlico Road, London SW1W 8PL T +44 (0)20 7730 7050
mail@roseuniacke.com www.roseuniacke.com