

Rose Uniacke Upholstery is
made to order and hand-made in the UK
using traditional techniques.
Please enquire for leg or castor options
on many of our models.

Please click on the pictures to be directed
to the products on each page or go to
www.roseuniacke.com for more details.

ROSE UNIACKE UPHOLSTERY

Rose Uniacke is an architectural and interior designer, antique dealer and furniture designer who has garnered a world-class reputation for her signature aesthetic that is unrivalled in its quiet simplicity, sensitivity, and sophistication. Rose originally trained as a furniture restorer, gilder and specialist in paint and lacquer before becoming an antique dealer. She has since become one of the most respected interior designers in the UK and has two showrooms in Pimlico that offer a wide range of antiques and own designed furniture, lighting, accessories and fabric.

The 2010 launch of Rose Uniacke Editions was an organic evolution. While designing her home, Rose was often unable to source the specific furniture and lighting she had in mind, so she began to sketch and commission these items for her own use. When clients asked for similar pieces, it was a natural progression for her to produce them. Elegant, functional and distinctive; Rose Uniacke Editions are beautifully and thoughtfully designed and made by the finest contemporary craftsmen.



DRAWING ROOM SOFA

The Drawing Room Sofa has a simple refined outline, with fully upholstered back and swept-out arms. Standing on square section legs, with castors to front and back, and feather and down seat cushions.

This sofa is extremely comfortable and conceived on a particularly grand scale to accommodate the depth of the seats, whilst retaining its elegant proportions. Shown here in Rose Uniacke Cotton Velvet in Moss.

Small

No back cushions | With back cushions

Fabric required: 14.5m | Fabric required: 16.5m

H80cm × W200cm × D110cm | H31½in × W86¾in × D43½in

Medium

No back cushions | With back cushions

Fabric required: 15.5m | Fabric required: 17.5m

H80cm × W240cm × D120cm | H31½in × W94½in × D43½in

Large

No back cushions | With back cushions

Fabric required: 16.5m | Fabric required: 19.5m

H80cm × W275cm × D110cm | H31½in × W108½in × D43½in

Extra Large

No back cushions | With back cushions

Fabric required: 18.5m | Fabric required: 21.5m

H80cm × W300cm × D110cm | H31½in × W118.16in × D43½in





DRAWING ROOM ARMCHAIR

The Drawing Room Armchair has a simple refined outline, with a traditionally upholstered back and swept-out arms. Standing on tapering square section legs, with brass castors to front and back, and a single down and feather seat cushion.

The armchair is extremely comfortable and conceived on a particularly grand scale to accommodate the depth of the seat, whilst retaining its elegant proportions. Shown here in Rose Uniacke Cotton Velvet in Moss.

Fabric required: 8.5m
H80cm x W105cm x D105cm | H31 $\frac{3}{4}$ in x W41 $\frac{1}{2}$ in x D41 $\frac{1}{2}$ in



DRAWING ROOM OTTOMAN

With a fixed down and feather squab cushion on an upholstered frame which stands on four tapering square section legs, with brass castors. Conceived as an elegant companion to both the Drawing Room Sofa and Armchair. Shown here in Rose Uniacke Cotton Velvet in Moss.

Fabric required: 3.5m
H50cm x W80cm x D60cm | H19¾in x W31½in x D23¾in






CORNER SOFA

Our L-shaped Corner Sofa is made of two elements; a sofa and a chaise longue. Both are conceived on a particularly large scale to accommodate the depth of the seats, whilst retaining their fine proportions and comfort. The back is generously domed, with excellent head support, the seat cushions down and feather filled. All on a squared stained beech plinth base.

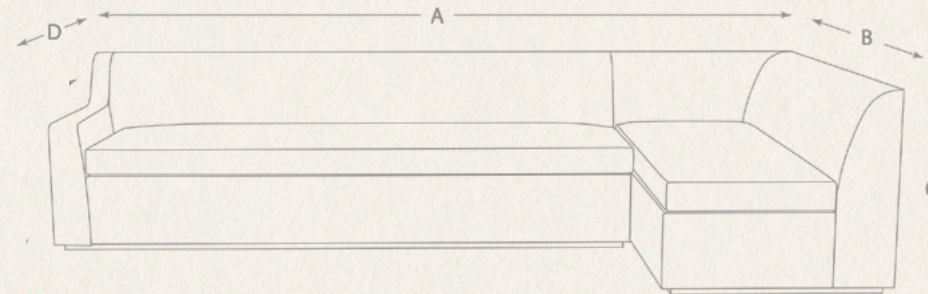
Shown here in Rose Uniacke Heavy Weight Linen in Gull and on the previous page with loose cover in Rose Uniacke Heavy Weight Linen in Errol.

Please refer to the next two pages for available options. For loose covers, sofa orientation or additional arms please contact the Rose Uniacke sales team.

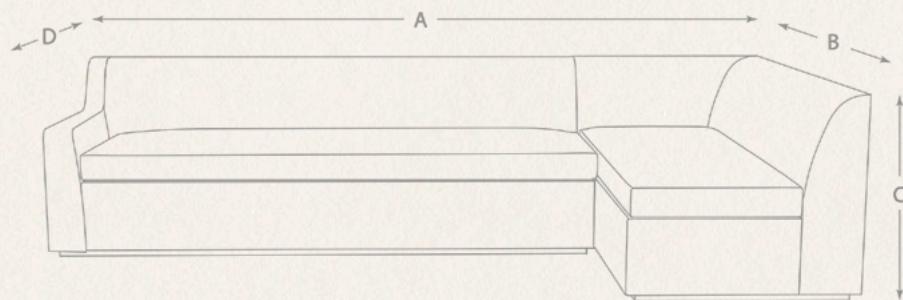




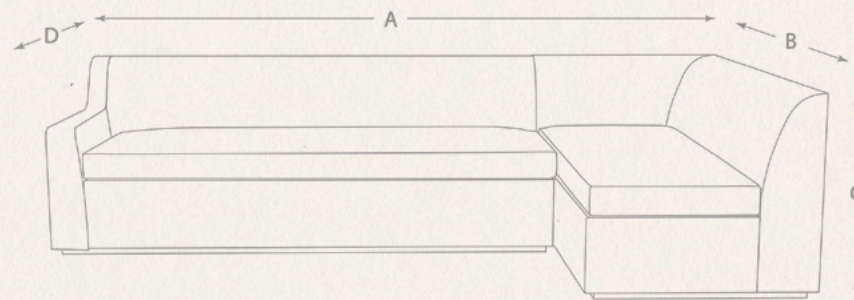
Option A
 Size: Sofa XL - Chaise L
 Width (A): 365cm
 Depth (B): 195cm
 Height (C): 79.5cm
 Sofa depth (D): 100cm
 Fabric required: 31m




Option B
 Size: Sofa L - Chaise L
 Width (A): 330cm
 Depth (B): 195cm
 Height (C): 79.5cm
 Sofa depth (D): 100cm
 Fabric required: 29m




Option C
 Size: Sofa M - Chaise L
 Width (A): 300cm
 Depth (B): 195cm
 Height (C): 79.5cm
 Sofa depth (D): 100cm
 Fabric required: 29m



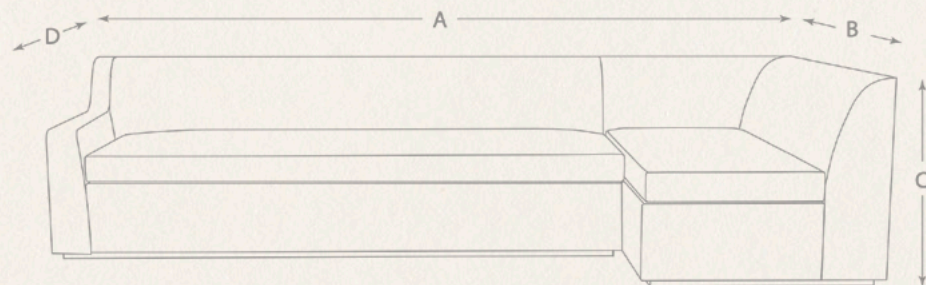
Option D
 Size: Sofa S - Chaise L
 Width (A): 270cm
 Depth (B): 195cm
 Height (C): 79.5cm
 Sofa depth (D): 100cm
 Fabric required: 28m



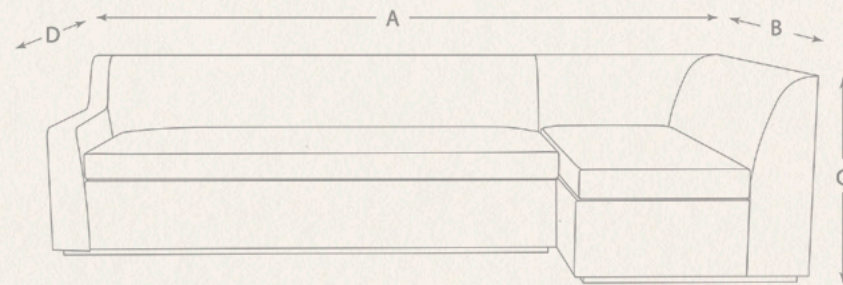
Option E
 Size: Sofa XL - Chaise M
 Width (A): 365cm
 Depth (B): 175cm
 Height (C): 79.5cm
 Sofa depth (D): 100cm
 Fabric required: 29.5m



Option F
 Size: Sofa L - Chaise M
 Width (A): 330cm
 Depth (B): 175cm
 Height (C): 79.5cm
 Sofa depth (D): 100cm
 Fabric required: 28.5m



Option G
 Size: Sofa M - Chaise M
 Width (A): 300cm
 Depth (B): 175cm
 Height (C): 79.5cm
 Sofa depth (D): 100cm
 Fabric required: 26.5m



Option H
 Size: Sofa S - Chaise M
 Width (A): 270cm
 Depth (B): 175cm
 Height (C): 79.5cm
 Sofa depth (D): 100cm
 Fabric required: 28m

UPHOLSTERED OTTOMAN WITH CUSHION

Upholstered with a loose cover and fixed seat squab cushion, with solid stained beech base. Designed as a luxurious companion to the Corner Sofa. Shown here in Rose Uniacke Heavy Weight Linen in Errol.

Fabric required: 6.5m
H45cm × W78cm × D140cm | H17¾in × W30¾in × D55¼in



JANE SOFA

The Jane Sofa is the basis of the Corner Sofa, with fully upholstered back and straight arms. Standing on a square section base in medium oak, with large down and feather seat cushions.

This sofa is extremely comfortable and conceived on a particularly grand scale to accommodate the luxurious depth of the seats, whilst retaining its elegant proportions.

Shown here in Rose Uniacke Heavy Weight Cotton Velvet in Sky.

Small

Fabric required: 14m

H78cm × W180cm × D100cm | H30¾in × W70¾in × D39½in

Medium

Fabric required: 15m

H78cm × W210cm × D100cm | H30¾in × W82¾in × D39½in

Large

Fabric required: 16m

H78cm × W240cm × D100cm | H30¾in × W95in × D39½in

Extra Large

Fabric required: 17m

H78cm × W275cm × D100cm | H30¾in × W108¾in × D39½in



JANE ARMCHAIR

A companion to the Jane Sofa, the Jane Armchair developed from the design of the Corner Sofa, with fully upholstered back and straight arms. Standing on a square section base, with a large down and feather seat cushion.

Extremely comfortable, with a luxurious depth of seat accentuating its elegant proportions. Shown here in Rose Uniacke Heavy Weight Linen in Gull.

Small

Fabric required: 8m

H78cm × W86cm × D87cm | H30¾in × W33¾in × D34¼in

Large

Fabric required: 16m

H78cm × W103cm × D100cm | H30¾in × W40½in × D39½in





PETERSHAM SOFA

This elegant sofa is made with a traditional solid frame and subtle flared arms. The extra deep base is designed to give ultimate comfort, with or without additional scatter cushions.

Softened with down and feather cushioned back and seat.

This sofa is conceived on a particularly large scale to accommodate the depth of the seat, whilst retaining its fine proportions; the design can be scaled down to suit individual interiors. Shown here and on the previous page in Rose Uniacke Cotton Velvet in Java.

Small

Fabric required: 16.5m

H80cm × W200cm × D110cm | H31½in × W86¾in × D43½in

Medium

Fabric required: 18.5m

H80cm × W275cm × D120cm | H31½in × W108½in × D47¼in

Large

Fabric required: 20.5m

H80cm × W275cm × D120cm | H31½in × W108½in × D47¼in

Extra Large

Fabric required: 22.5m

H80cm × W300cm × D120cm | H31½in × W118¾in × D47¼in



PETERSHAM ARMCHAIR

This armchair was designed off the back of the popularity of its sofa counterpart. This elegant armchair is made with a traditional solid beech frame, with subtly flared arms, a gently curving back and bun feet.

The extra deep base is designed to give ultimate comfort, with or without additional scatter cushions. The armchair is conceived on a particularly large scale to accommodate the depth of the seat, whilst retaining its fine proportions. Shown here in Rose Uniacke Wool in Herringbone Noisette.

Fabric required: 9m
H77cm × W132cm × D98cm | H30½in × W52in × D38¾in





STUDIO SOFA

The Studio Sofas is conceived on a particularly large scale to accommodate the depth of the seat, whilst retaining its fine proportions. The back of the Studio Sofa is more domed than other Rose Uniacke sofa models, a feature that is more noticeable in its smaller sizes. With down and feather seat cushions.

Shown here in Rose Uniacke Heavy Weight Linen in Teacake and on the previous page in Rose Uniacke Heavy Weight Cotton Velvet in Barley Sugar.

Small

Fabric required: 14.5m

H85cm × W200cm × D105cm | H33½in × W78¾in × D41½in

Medium

Fabric required: 15.5m

H85cm × W240cm × D110cm | H33½in × W94½in × D43½in

Large

Fabric required: 16.5m

H85cm × W275cm × D110cm | H33½in × W108½in × D43½in

Extra Large

Fabric required: 18.5m

H85cm × W300cm × D110cm | H33½in × W118¾in × D43½in





ROSEWATER ARMCHAIR

The fully upholstered frame, with single cushion, standing on four square tapering legs with castors. Shown here in Rose Uniacke Cotton Velvet in Gingerbread.

Small

Fabric required: 8.5m

H85cm × W76cm × D99cm | H33½in × W30in × D39in

Large

Fabric required: 8.5m

H85cm × W85cm × D109cm | H33½in × W33½in × D43in



SERPENTINE SOFA

With an elegant serpentine outline, both to back and arms, standing on square tapered legs with wood finish of choice.

With fully upholstered and buttoned back and side with buttoned foam-core seat cushion. Shown here in Rose Uniacke Cotton/Alpaca Velvet in Muffle.

Fabric required: 16m
H86cm × W220cm × D100cm | H34in × W86¾in × D39½in



LIBRARY CHAIR

Based on a Regency design, the buttoned square back and arms enclose a down and feather seat cushion. The simple turned legs on antiqued brass castors. Shown here in Rose Uniacke Mid Weight Linen in Otter.

Fabric required: 6m
H89cm × W64.5cm × D75cm | H35¼in × W25¼in × D29¾in





MODERNIST SOFA

The Modernist Sofa has a sharp, modernist line with button upholstered back and a single long seat cushion standing on a raw oak plinth with a shallow sweep between the angled legs. Influenced by post-war American designs with their generous scale and laid-back comfort. Shown here in Rose Uniacke Mohair Velvet in Eggysolk.

Fabric required: 15.5m
H75cm x W240cm x D100cm | H29¾in x W94¾in x D39½in





CLUB ARMCHAIR

Inspired by Nordic design of the mid-Twentieth century our Club Armchair with its fully upholstered, traditionally built beech frame is comfortable, compact and of elegant line. It is equally effective standing as a single sculptural chair or as a pair in a more formal seating arrangement. Shown here in Mohair Velvet in Koala and on the previous page in Rose Uniacke Cotton Velvet in Moss.

Fabric required: 8m
H86.5cm × W79cm × D89cm | H34in × W31in × D35in



CLASSIC SOFA

Based on the classic outlines of Howard & Sons' 'Baring' sofa and using the patented Elastic Seat design of 1866, this sofa goes a step further in comfort.

The scale has been increased in proportion with the square original outline of the frame and retains the square-section legs introduced by Howard in the early 20th century. Softened with down and feather cushioned arms and seats. Shown here in Rose Uniacke Heavy Weight Linen in Teal.

Small

Fabric required: 15m

H80cm × W200cm × D110cm | H31½in × W78¾in × D43½in

Medium

Fabric required: 18m

H80cm × W240cm × D120cm | H31½in × W94½in × D47¼in

Large

Fabric required: 20m

H80cm × W275cm × D120cm | H31½in × W108½in × D47¼in

Extra Large

Fabric required: 23m

H80cm × W300cm × D120cm | H31½in × W118¾in × D47¼in





LEANING CHAIR

The chair can be upholstered either buttoned or plain, with turned or square tapering beech legs and gilt brass castors. Shown on the previous page with loose-cover in Rose Uniacke Medium Corduroy in Mustard Seed.

Buttoned | Plain

Fabric required: 8m | Fabric required: 7m
H76cm × W97cm × D127cm | H30in × W38¼in × D50in





'MUMMY' ARMCHAIR WITH LOOSE-COVER

With fully upholstered frame with loose cover, with single down and feather cushion, standing on four square tapering-stained mahogany legs. Shown here in Rose Uniacke Light Weight Linen in Marble Dust.

Fabric required: 8.5m
H83cm x W75cm x D88cm | H32³/₄in x W29³/₄in x D34³/₄in





‘DADDY’ ARMCHAIR WITH LOOSE-COVER

Closely related to the ‘Mummy’ Armchair, being the larger of the two. With fully upholstered frame with loose cover, with single down and feather cushion, standing on four square tapering-stained mahogany legs. Shown here in Rose Uniacke Wool in Bay and on the previous page in Rose Uniacke Mid Weight Linen in French Chalk.

Fabric required: 8.5m
H84cm × W78cm × D110cm | H33in × W30¾in × D44¼in



READING CHAIR

This Regency-inspired design, with its classic high swept sides and back, is a fusion of three of Rose's favourite chairs. The chair has a traditional beechwood made frame with stained walnut legs and sweeping rear sabre legs, all with bevelled corners and patinated brass square cup castors. The squab seat cushion with a 70/30 feather and down filling. Shown here in Rose Uniacke Mid Weight Linen in Cookie.

Fabric required: 5m
H92cm x W70cm x D80cm | H36¼in x W27½in x D31½in





UPHOLSTERED OTTOMAN WITH LOOSE-COVER

Of simple box form upon four bun feet, upholstered and covered with a loose cover. Shown on the previous page in Rose Uniacke Wool in Herringbone Noisette.

Fabric required: 7m
H45cm × W78cm × D140cm | H17¾in × W30¾in × D55¼in





SMALL ROUND OTTOMAN

The stool is conceived on a simple form, whilst retaining the fine comfort. Please enquire for options available for immediate delivery. For alternative fabrics allow a 4 weeks lead time. Shown on the previous page in Rose Uniacke Cotton Velvet in Butternut.

H30cm x D40cm | H12in x D15¾in



LARGE ROUND OTTOMAN

The stool is conceived on a simple form, whilst retaining the fine comfort. Please enquire for options available for immediate delivery. For alternative fabrics allow a 4 weeks lead time. Shown here in Rose Uniacke Textured Wool in Bobble.

Fabric required: 1.7m
H43cm x D50cm | H17in x D19¾in





BEAN BAG

A large, sustainably-made bean bag available in seven Rose Uniacke fabrics. Please enquire for options available for immediate delivery. For alternative fabrics allow a 4 weeks lead time.

This generously plump and supremely comfortable bean bag is free from conventional Styrofoam filling, instead being made from a compostable biopolymer derived from plants that lasts for at least 10 years, the manufacture of which is 100% carbon-neutral.

Shown here upholstered in Mid Weight Linen in Sesame. Suitable for occasional outdoor use but should be stored indoors. The fabric has been subject to anti-mildew and water-repelling technology. Shown on the previous page in Rose Uniacke Textured Wool in Maize.

H43cm × D100cm | H19¾in × D39½in



Rose Uniacke
76-84 Pimlico Road, London SW1W 8PL T+44 (0)20 7730 7050
mail@roseuniacke.com www.roseuniacke.com